














Welcome to SciTober Fest 2020!

Thank you for joining us for SciTober Fest. On behalf of our sponsors we are glad you could join us! Enclosed is the agenda and quick instructions on how to use the virtual conference platform. You can find a video here: <https://youtu.be/di9mYSacT8U>



SCIENCE FOR GEORGIA

Agenda

Time	Event	Location
6:54 – 7:10	Login, Booths, and Networking	  Expo Networking
7:10 – 7:20	Welcome to SciTober Fest	
7:20 – 7:30	Introduction to Break the Cycle of Health Disparities - Dr. Leslie Rubin	 Sessions
7:30 – 7:35	Call to Action	
7:35 – 7:55	Breakout Session 1 5 Concurrent Sessions (See Page 3)	 Sessions
7:55 – 8:10	Booths and Networking (break)	  Expo Networking
8:10 – 8:20	Now a word from our partners...	 Sessions
8:20 – 8:40	Breakout Session 2 5 Concurrent Sessions (See Page 3)	 Sessions
8:40 – 8:45	Wrap Up and Adeau	 Sessions
8:45 – 9:30	Booths and Networking Networking will remain open until 9:30	  Expo Networking

Breakout Sessions

There will be 2 breakout sessions with 5 breakout rooms. The rooms will be the same for each session. Choose Learn more here: <https://scienceforgeorgia.org/2020-scitober-fest-featured-information/>

Dr. Dana Barr – Reducing Your Exposure to Environmental Chemicals (and associated disease burden)

- 80% of chronic disease is due to external factors (diet, stress, chemicals) – that disproportionately effect minority and marginalized populations. Healthy activities need to be coupled with hazardous chemical removal. Learn how Dr Barr’s research works to understand exposure effects and how to mitigate exposure.

Dr. Julie Herbstman – Environmental Influences on Health Disparities: Lessons from a 20-year Birth Cohort

- The Columbia Center for Children’s Environmental Health (CCCEH) has been following mother-child pairs pre-birth to adulthood for over 20 years. Millions of data points have been amassed around the influence of the environment on health. Learn how Dr. Herbstman’s research has identified risk factors and appropriate mitigations.

Dr. Cappy Collins – Communitology: Environmental Approach to Health Disparities

- Traditional medicine treats diseases and symptoms. Health justice focuses on removing external factors that generate these diseases. Communitology promotes justice through programming that builds communities and promotes healthy activities. Learn about two of Dr Collins’s successful programs.

Dr. Peggy A. Gallagher – Understanding Young Children with Disabilities and their Families

- Children with disabilities receive services in-home and/or through school. A focus is on proper care, but also involving children in everyday activities. Learn from Dr. Gallagher about academic research surrounding and services provided to children and their families.

Dr. Kathryn Oliver – Rare genetic disorders: Solutions for navigating healthcare challenges

- It is estimated that roughly 25-30 million Americans are living with a rare disease. Progress has been made in the diagnosis and treatment of a variety of these conditions, but access to many of the interventions developed remains challenging. Dr. Oliver will discuss these topics as they relate to cystic fibrosis – a rare disorder that her daughter was born with, which also serves as the focus of her research at Emory.

The HopIn Platform:

There are 5 areas of HopIn:

1. Reception (where you logged in)
2. Stage (where we will have looping instructions)
3. Sessions (where all speakers are)
4. Networking (one on one connections with attendees)
5. Expo (“booths” to meet organizations)

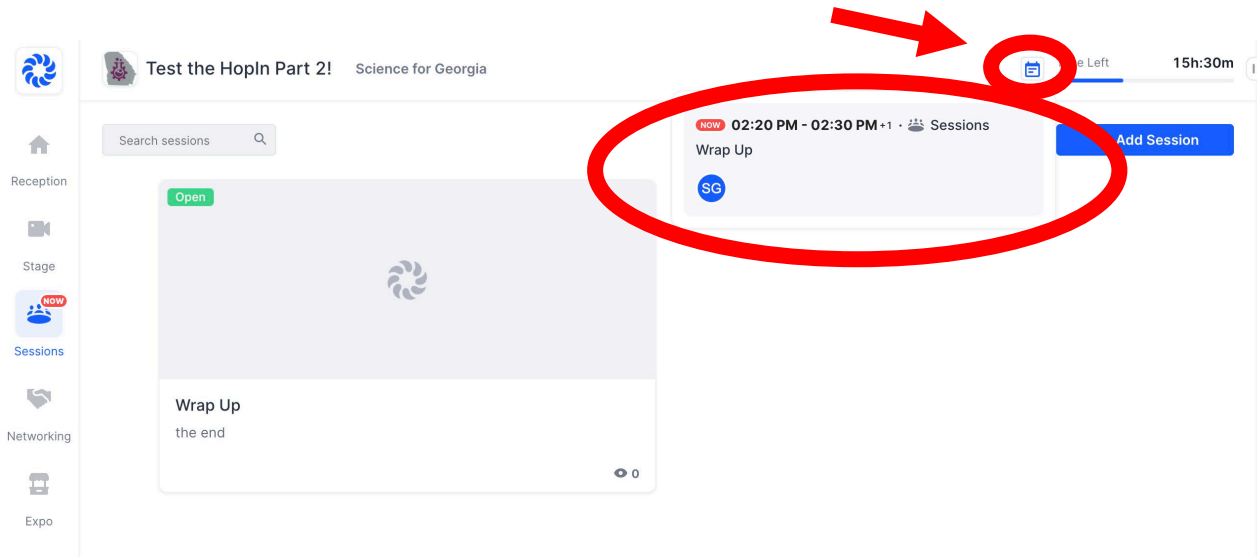
How do you get around at a Hopin event? NAVIGATION TIPS:

Similar to a physical event, the Hopin event experience is self-directed but with wayfinding tools and signs to help people easily get around. Look for these signs:

- **Event Schedule.** A Schedule shows the attendees what’s happening, where they should be, when, and who’s speaking.

- **Live and Now tags.** When something is currently happening, the **red LIVE and NOW tags** will appear on the left sidepanel.
- **What's happening now banners.** When attendees first land in the Reception area, there's a large clickable button that hints on **What's happening now** for all attendees and will get to the specific event segment in one click.
- **Highlighted chat messages sent by Organizers.** Chat messages sent by the Organizer are always highlighted to get easily identified by the Attendees.

If you don't know where you are supposed to go next, click the calendar button and it will show you what events are happening now and where to go:



Chats:

There are multiple chat channels in a Hopin event. Each one serves a different purpose.

- **Event chat — global event chat where all participants can post messages.**
- **Stage chat —** chat with a Stage-related discussion all attendees have access to.
- **Session chat —** each session in Sessions has dedicated chat rooms. Attendees who are off-camera can chat to interact with people on camera and vice-versa.
- **Booth chat —** like Sessions, each booth has its own chat for group discussions and interaction.
- **Meeting chat —** in Networking, a private 1:1 chat channel is available to the participants.
- **Direct messages —** anyone can send messages to an individual at a Hopin event via DMs in the People tab. To send a DM, find the person you wish to chat with in the People tab, click their profile photo, and send a direct message to them.

1. Reception

The screenshot shows the Facebook event page for "The biggest tech conference" hosted by Opers. The event is scheduled for July 1, 9:00AM to July 2, 4:00PM UTC. The page features a banner with the text "So many creative people have never been gathered together." and a "Stage is live now!" button. A chat overlay on the right shows a conversation with "Miko - Organizer" who says "Hello! We are rounding up all preparations". A red circle highlights the event icon in the top left corner, and another red circle highlights the message from Miko in the chat.

The Reception area is the welcome page or “lobby” of the event. Here you can quickly find out what’s happening at the event currently, including the schedule, come here if you are not sure where you are supposed to go at any point during the event. Notice the highlighted messages in the chatbox on the right, there will be communications by Science for GA to tell you where to go next.

2. Stage

We will not be using this feature for the event, it will have a running slideshow of instructions

3. Sessions

To pick a session to attend – Navigate to the session button – it will list those available to attend. Press the session you want to attend. It will send you into that session

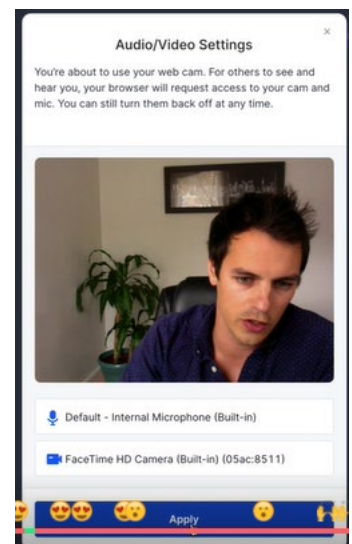
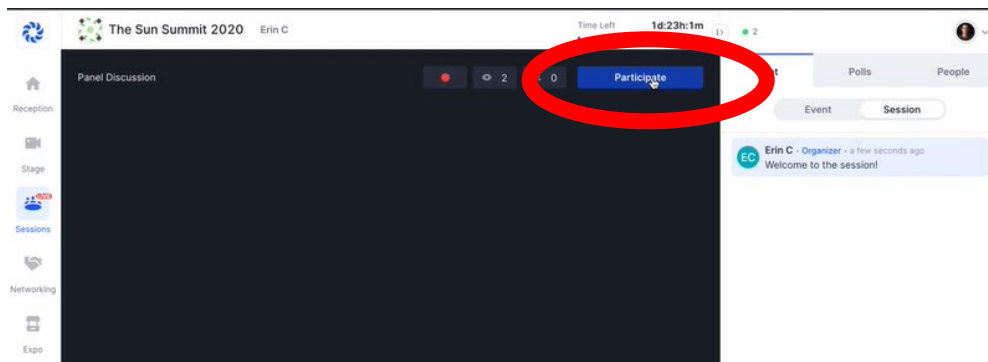


The Sessions segment of Hopin is where we will spend most of our time for the event. You will see virtual roundtables for speakers and attendees to interact. Up to 20 people can participate in a Session with their camera on. Our moderators for each subject will appear when you click on the sessions tab during the allotted time for sessions. They will automatically appear five minutes before the time on Schedule and automatically hide once their time is up.

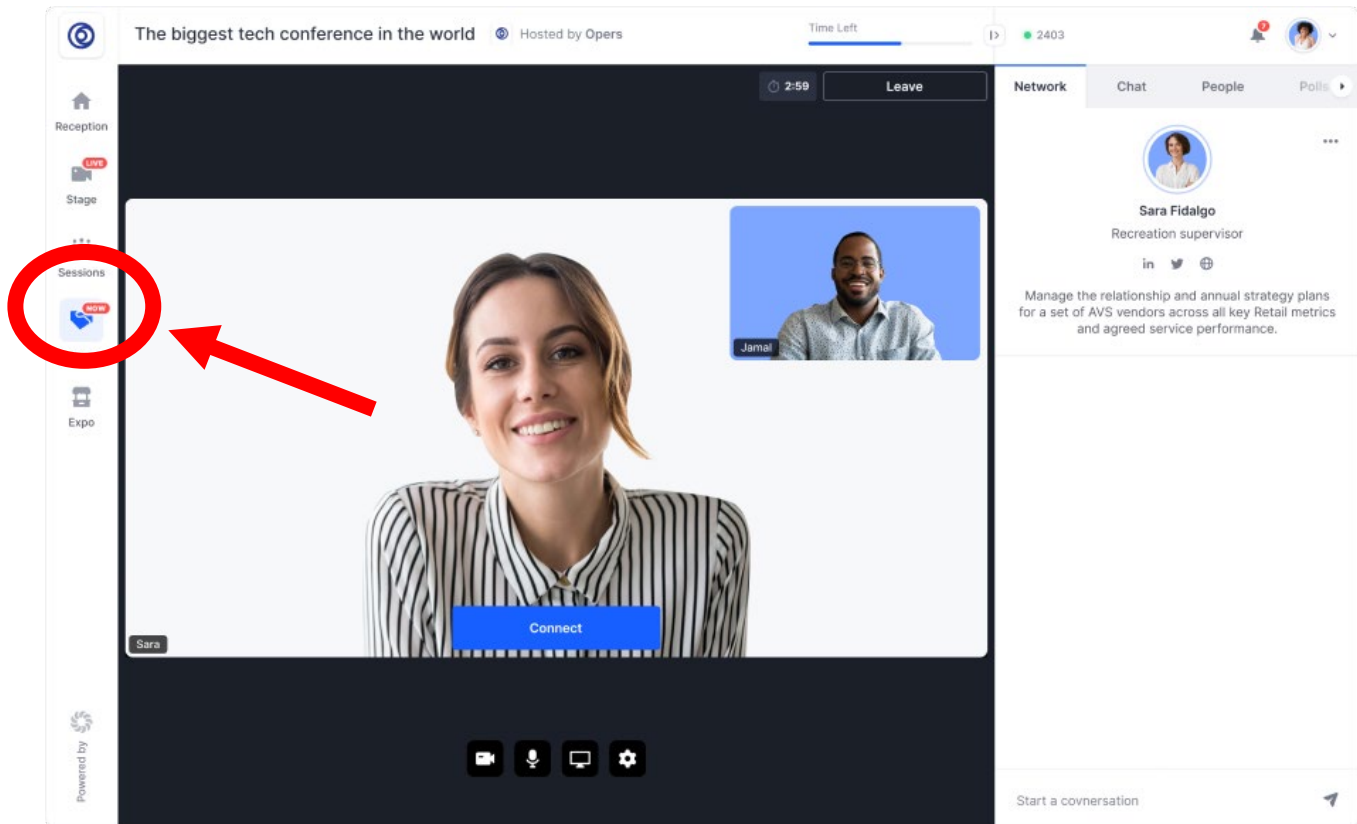
To leave a session – press the “Leave” button in the top right corner

To request to speak at a session – please press “Share Audio and Video” – and the moderator will let you appear with audio and video.

To stop participating – press the “Leave” Button



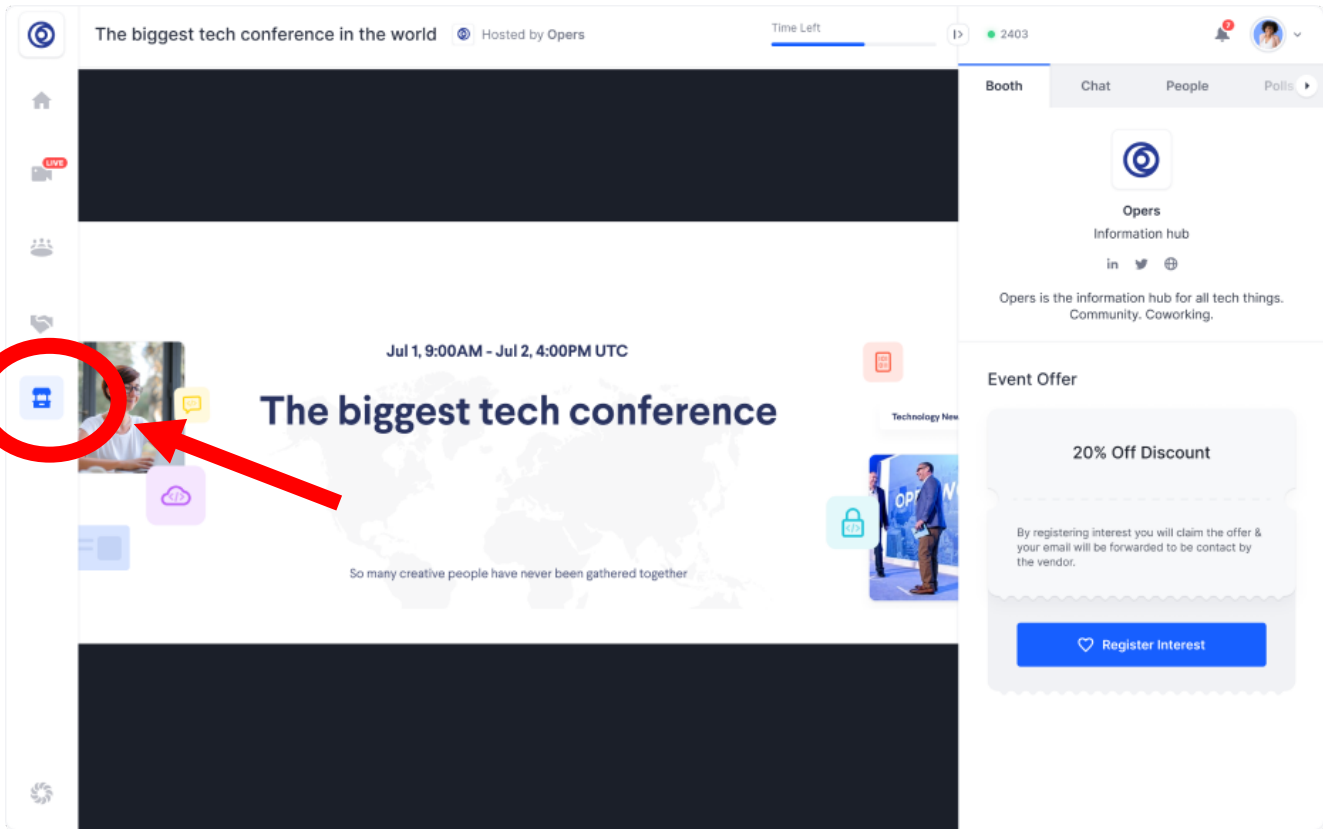
4. Networking



The networking segment on Hopin is pure engagement and is similar to one-on-one meetings on a FaceTime call and is automated and random. This segment is designed to recreate the “coffee-in-the-lobby” conversations or watercooler chats that are important at an in-person event. You will be matched with a random attendee and meet for a preset time. Attendees can click the *Connect* button during a call to exchange contact information and after the event the newly made contacts will appear at the [Connections](#) page of their individual Profile.

This is **not moderated**. The sessions are timed with a timer and will automatically end when time is up. If you wish to leave before end time – simply click the **Leave** button.

5. Expo



The Expo area is the virtual exhibitor hall with vendor booths in your event. Visit the booth section at any time during the event to learn about our partner organizations and booths will be staffed by representatives of each organization during times denoted on the schedule.